



GRADWEEK

2021 TRAVEL TIPS & IMPORTANT TRAVEL INFORMATION

Please, **Read the Following & View Your Enclosed Itinerary for Flight Times & Roommates Names**

- ✓ You must arrive at the airport and check-in in a **minimum** of 3-hours before the designated departure time on your itinerary.
- ✓ You must have a **valid Passport**, to check in at the airport.
- ✓ **Make sure that you have emailed in your signed copy of the MANDATORY GradWeek Release Waiver** (form previous emailed to you and also included in this packet), to info@istours.com before your departure date or you will be denied check-in.
- ✓ Guests who are staying at the Breezes Hotel - Make sure that you have your signed **Breezes Code of Conduct & Related Guidelines Agreement/Acknowledgment Form** (form included in this packet) that all guests are **required** to fill out and **turn it in to the hotel at check-in**.
**If under 18 years of age, a parent/guardian signature is also required.* The hotel will not allow traveler check-in without that signed form.

Getting Ready! - Your passport cannot expire within 6 months of your trip's return date. If you are **not** a **U.S. Citizen** but you are a permanent legal resident, you need to contact the Bahamas Consulate for the most up-to-date requirements. Please call their office at (800) 224-2627 or visit www.bahamas.com/entry-requirements. Minors travelling with only one parent, a notarized letter of consent from the parent not travelling may be requested. If travelling with non-parents, a notarized letter from the minor's guardians would be required. The letter should indicate that the person traveling with the minor are authorized to travel outside the country with the minor, as well as permitted to seek medical attention for the minor, if necessary. You will be denied boarding at the airport if you do not have the correct required travel documents and all charges to change your flight will be at your expense. ****For boarding and travel procedures requirements regarding Coronavirus, please refer to the COVID-19 insert.**

Packing Your Bags! - Be aware that most airlines charge to check luggage and the costs do vary so try to pack light and **visit your airline's website to see baggage fees and weight restrictions**. The enclosed flight itinerary indicates the airline you will be traveling on, flight check-in info and roommates for the trip. **Be aware of your item restrictions for carry-on bags (i.e., liquids, medications, etc.) by going to the TSA website at www.tsa.gov**. It is highly recommended that you make a photocopy of your passport, put your name and phone number on it and put a copy inside your checked luggage, but make sure your actual passport is securely in your carry-on. To help you know what essentials to pack, check [Nassau, Bahamas](http://Nassau.Bahamas)'s weather forecast online a few days before your trip.

Spending Money - We recommend using debit cards and to also take a small amount of cash. US dollars are accepted and there is no need to exchange money. It is always advisable to let your bank know when you will be using your debit card outside of the US. If using credit/debit cards, please be aware that most banks charge a service fee, plus a currency conversion fee when traveling outside of the US; so, check with your bank or credit card company prior to travel. Getting around is typically done by Taxi (Uber and Lyft **do not** operate in the Bahamas) so plan to have cash on hand for this. Traveling in groups is the safest and most economical way to go. How much money you take is up to you, but \$350 to \$500 is recommended for souvenirs, Action Pac events, transportation, and meals.

Day of Departure - **Do not be late! You are 100% responsible for your transportation to the airport and must arrive and check-in at least three hours before your scheduled flight time.** We recommend checking the airport's website in advance for directions to the correct terminal to ensure you arrive with plenty of time. **You are required to go to the check-in counter of your listed airline to obtain your boarding pass (online check-in not available for group flights) and check-in any luggage you are not carrying on.** You can be denied boarding if you are late and/or do not have the required documents, and you will be responsible for any charges due to changes in flights. If your flight itinerary requires that you change planes, you will not be required to retrieve your checked luggage until after you arrive at your final destination ([Nassau, Bahamas](http://Nassau.Bahamas)). When you arrive at your destination, make sure to retrieve your luggage from the baggage claim and follow signs to exit the building. Look for a GradWeek Staff member wearing GradWeek shirts & ID Badges. They will direct you to the buses that will take you to your hotel. **Do Not** talk to local vendors trying to sell you a transfer. **Hotel Only Packages** - **DO NOT** include the transfers, so if you purchased a HOTEL ONLY PACKAGE you are responsible for arranging your own transfers/rides to and from the airport to your hotel.

At Your Hotel - Once you arrive at your hotel, you will be given a full Welcome Orientation by a GradWeek Staff member. They will check you in, explain any events or activities that may be held during your stay, go over some basic guidelines and rules to make your trip awesome and worry-free. Enclosed in your Departure Packet will find an Action Pac flyer that lists the various activities and price options as well as the application form (required to be filled out to purchase). **Action Pacs are available for purchase on-site only at the Welcome Orientation by CASH ONLY** (U.S. dollars). During check-in at the Breezes hotel, you will be issued with a wristband for the property. If you lose your wristband or if it goes missing for any reason, you will be subject to a replacement fee of \$100 for the first replacement and \$200 for any additional replacements, per the hotel's policy.

Calling Home - Parents want to know you have arrived ok. So, a quick call, text, d.m., or e-mail home to say you have arrived and to provide them with your room number is highly recommended. Not all phone companies charge the same fees when traveling outside of the U.S. So, you will need to contact your service provider prior to travel to find out what the additional charges will be if calling to/from the Bahamas, and/or if they have international texting plans available. It is very expensive to make calls from your hotel room. If you do not want to take your cell phone, the next best thing is to buy a long-distance calling card that can be accessed by any public phone.

GradWeek Staff - While our Staff is available at your destination 24/7, the Hotel Staff can help you with daily requests, like more towels, more pillows, and any questions about the hotel and nearby shopping, etc. The GradWeek Staff are not chaperones. They are there to ensure the program is running smoothly, coordinate transfers for all the arrivals and departures, present the Welcome Orientation, provide a Destination

Guide with an area map, 24-hour Staff contact information, rules, as well as information that will assist you with any serious emergencies or roommate situations. If you need assistance while at the hotel property, please be patient with both GradWeek and Hotel Staff, as rude behavior will not be tolerated.

In-room Security Box - Once you check in to your room, we strongly recommend you **use your in-room safety deposit box** to store your documents (Passport), cash, and other valuables including cell phones, cameras, etc. This will ensure that the items are securely locked away when not being used. Take a few minutes to check that everything in your room is in good shape and working order. Please **contact the GradWeek Staff or the Hotel's Front Desk personnel immediately if you see anything broken, damaged, or not working properly**, to ensure you will not be held responsible for preexisting damaged items. If the hotel reports any room or property damage from your room, all travelers in the room will be responsible for paying for those damages regardless of who in the room was at fault. **Room doors should NOT be left open and unsecured.** Please be aware that the travel insurance **DOES NOT** cover you for loss of personal items such as Cell Phones, Tablets, etc. If **ANY** incidences of theft occur on-site, it MUST be reported to the hotel first! While GradWeek will help assist with any local authorities if theft or loss occurs, we are not responsible for the cost of any cell phone replacements or other personal items.

Ahhh...Paradise! - This is your time to relax and have a good time. **This does not mean you can do anything you want.** All local laws are strictly enforced in and outside of the hotel, and they **will not tolerate illegal activity, disorderly conduct** (including underage drinking) or any property damage. Travelers caught doing any of the above will be required to pay for any incurred damages and risk of being evicted from your hotel at your own expense, no exceptions! GradWeek is not responsible for travelers that lose all or portion of their vacation due to their behavior issues, violations, or damages and will not be entitled to a refund. Be smart, behave appropriately, and stay safe by traveling in a group whenever leaving your hotel. **We highly recommend using the buddy system!** Please go out in groups, especially when going back to your hotel at night. Always remember that there is safety in numbers, and it is best to always tell a friend if you are leaving the hotel or activity before everyone else.


Policy on Alcohol Consumption - The legal drinking age in the Bahamas is 18 and many clubs require a Photo ID upon entry. GradWeek does not promote or condone the use of alcohol to its travelers! GradWeek is aware that many events and activities in the Bahamas have alcohol and non-alcoholic beverages available. Each participant chooses for themselves whether to consume alcohol or not. All local and federal laws are strictly enforced, and you will be held responsible if caught violating those laws.

Returning Home - GradWeek Staff will post the time you need to be ready to board the bus for your flight home in the lobby of the student hotel (Breezes) the night before departure. Before leaving the hotel, your room must be picked up and cleared of all trash. All registered guests in that room must wait until GradWeek Staff or Hotel Staff have inspected the room for any damage. Should there be any hotel/room damage, you and your roommates will need to proceed to the hotel front desk to take care of the damage costs and pay for any other incidental charges not included in your package price. Before checking out of your room take a quick look around to make sure you have all your belongings. Once this is done you will be given the ok to board the bus for the airport. **IMPORTANT - Have your mask and gloves in hand** for the bus check-in to the airport (as well as for the airport/flight) or you may be denied boarding. If instructed, you must wear them while traveling on the bus to the airport and for the flight (travelers who do not comply with mask guidelines will be responsible for their actions). Make sure your luggage always gets loaded on your bus and always keep your valuables with you. **GradWeek is not responsible for any items left behind.** Double-check that you have all your belongings before deboarding the transfer bus. If you have a connecting flight, there will be an airline representative available to assist you with gate information to board your next flight home. Do not bring back any alcohol if you are under 21, it is against the law in the U.S.! Once you have cleared Immigration and Customs in the Bahamas, your checked luggage will be automatically transferred at your connecting city and will be available for pick-up at your final destination airport.

How to use the Emergency Medical Coverage - Even though over 95% of our travelers never encounter any sickness or injury, it still may occur. If sickness or injury occurs that requires medical attention, GradWeek or hotel staff can direct you to the medical facility at your destination. The travel insurance plan through [Cultural Insurance Services International](#) (CISI) helps provide coverage for medical emergencies, sickness, and emergency medical evacuation. **For policy questions or to receive assistance while traveling, you must call (800) 303-8120, or email claimhelp@mycisi.com and provide policy # GLM-N18221767.** The agent will guide you through the policy and if needed, how to file a claim for reimbursed for your approved medical costs up to the limits of the plan. **For COVID-19 related information, please refer to the COVID-19 insert.**

Money Wire Transfers - Should you run out of money at your destination, GradWeek provides a money wire transfer service for those students who may need additional funds on-site. This service is **only available Monday through Friday from 8:30 am-3:00 pm (PST).** If you need this service, have someone back home go to our website at www.gradweek.com and print out the [Wire Transfer Authorization](#) form located under the ABOUT US, then click on [RESOURCES](#) on our website. Please print and fill out the form completely and **EMAIL it to info@istours.com BEFORE 3:00 PM** Pacific Standard Time, **Monday through Friday.** The traveler receiving the money can pick up the cash with a photo ID from our 24-hour GradWeek Staff at their hotel **after 7:00 pm (Bahamas local time).** The wire limit is \$300 and there is a \$25 service charge per wire transfer.

Parents wishing to Contact their Son/Daughter - **PLEASE READ HIGH IMPORTANCE INSERT!**



Informational Documents - Please visit our website at www.gradweek.com under the **ABOUT US**, then click on [RESOURCES](#) to view all of our valuable travel information and forms we provide including "Preparing for Travel" letter, Travel Tips, Destination Guide, Action Pac, and Travel Protection Insurance. ***REMEMBER** – If you misplace your Itinerary, you can always reprint a copy of your Trip Itinerary by logging into your online account at www.gradweek.com and click on TRIPS.

Hotels:

Phone Numbers and Web Sites

Breezes Resort & Spa	1 (242) 327-5356 or (954) 342-4616 www.breezes.com
Atlantis Casino Resort	1 (242) 363-3000 or 1 (888) 877-7525 www.atlantisbahamas.com
Baha Mar Grand Hyatt	1 (242) 788 1234 https://www.hyatt.com/en-US/hotel/thebahamas/grand-hyatt-baha-mar/nasgh?src=corp_lclb_gmb_seo_nasgh



2021 Coronavirus (COVID-19) Travel Information

PLEASE READ THE FOLLOWING INFORMATION

We are excited that you are traveling with us! Our goal during this time is that you not only have a great travel experience, but you do it safely and responsibly in the fight against spreading COVID-19. Following the guidelines and good practices will help reduce your chances of either contracting COVID-19 or spreading COVID-19.

Flight Trips:

- The airline company may take each passenger's temperature prior to boarding to and from the destination.
- Passengers are required to wear protective masks for the entire time they are inside the aircraft.
- You also may be required by local law to wear a face covering in the airport where your trip begins, where it ends or where you connect.
- Please bring your own face covering to use while traveling. While limited quantities of face coverings may be available at the some of the gate, they will not be available for every customer on every flight.
- Be sure your face covering is on before you board the plane and wear it during your flight.
- Your face covering may be removed to eat or drink, but please put it back on when you are done. Keep in mind, a face covering can be a mask that covers your nose and mouth. Visit the Centers for Disease Control and Prevention ([CDC](https://www.cdc.gov)) website for more information.
- Airline staff/crew will be wearing protective masks for the entire duration of the flight.
- It is recommended that all passengers wear protective gloves for the entire time they are inside the aircraft.
- Aircrafts will be thoroughly cleaned with disinfectants inside and out between flights, including all touch surfaces and air vents.
- Airline staff/crew will maintain alcohol-based hand sanitizer in aircraft lavatories and passenger compartments.
- Airline staff/crew are trained to screen passengers for symptoms during travel and to follow a strict protocol for isolating and separating any person exhibiting symptoms, from other passengers.
- TSA has reduced lanes or consolidated passenger screening checkpoint operations in numerous airports in response to the reduction in originating passenger volume. TSA may screen or quarantine passengers boarding or exiting planes: State, local, or territorial public health officials may want to screen or quarantine passengers. In most cases, this is likely to be acceptable if passengers are not being categorically refused access to air transportation (e.g., through unapproved blanket closures). Airlines may refuse transportation to a passenger because of a communicable disease if the passenger's condition poses a direct threat to the health or safety of others. Care must also be taken in coordinating with airport sponsors, airlines, TSA, airport law enforcement, and other entities on when, where, and how your government conducts this screening and quarantining, with a goal of minimizing burden and maximizing flexibility for operations. Effort also should be made to minimize undesirable queueing or the formation of large groups of passengers. Travelers are reminded to follow the Centers for Disease Control and Prevention ([CDC](https://www.cdc.gov)) travel and prevention guidance regarding COVID-19. This includes practicing good hygiene, such as washing your hands regularly. In addition to those CDC recommendations, travelers are encouraged to wash their hands directly before and after completing the security screening process. You may wear a facemask during the screening process, but a TSA officer may ask the traveler to adjust the face covering at any point during the screening process.
 - **For the most up-to-date TSA COVID-19 Resources/Information, please visit TSA's website:**
<https://www.tsa.gov/coronavirus>
 - **For the most up-to-date Airline COVID-19 Resources/Information, please visit your airline's website:**
[American Airlines](#) | [Delta Airlines](#) | [JetBlue Airlines](#) | [Southwest Airlines](#) | [United Airlines](#)
 - **For the most up-to-date COVID-19 Testing Requirements and Resources/Information, please visit the following website(s) for your destination:**
 - **Bahamas:** <https://travel.gov.bs/> and <https://www.bahamas.com/tourism-reopening>
 - **Hawaii:** <https://hawaii-covid19.com/travel/getting-to-hawaii/> and <https://www.gohawaii.com/travel-requirements>
 - **Cabo San Lucas:** <https://www.visitloscabos.travel/covid-19/covid-test/>
 - **Puerto Rico:** <https://www.discoverpuertorico.com/info/travel-guidelines>

On-site Bus Transfers:

- The bus company may take each passenger's temperature prior to boarding to and from the hotel.
- Passengers are required to wear protective masks for the entire time they are inside the bus.
- Bus Operators will be wearing protective masks for the entire duration of the trip.
- It is recommended that all passengers wear protective gloves for the entire time they are inside the bus.
- Buses will be thoroughly cleaned with disinfectants inside and out between charters, including all touch surfaces and air vents and filters.
- Buses will maintain alcohol-based hand sanitizer in the motorcoach for passengers.
- Buses will also maintain sanitizing wipes, disposable tissues, and disinfecting spray in every motorcoach.
- Bus Operators are trained to screen passengers for symptoms during travel and to follow a strict protocol for isolating and separating any person exhibiting symptoms, from other passengers.

General Practices During Your Trip:

- Wash your hands OFTEN, for at least 20 seconds!
- When soap and water are not available, use a hand sanitizer that contains at least 60% alcohol.
- Stay at least 6 feet away from others when possible! Space out those beach chairs!
- Wear your mask whenever you are in public!
- Cover coughs & sneezes - If you do not have a tissue, cough, or sneeze into your elbow & immediately wash your hands!
- Avoid touching eyes, nose, and mouth!
- If you have a fever, cough or difficulty breathing, seek medical attention, and/or you must inform a GradWeek Staff Member IMMEDIATELY!
- Regularly clean hard surfaces.
- Keep your room clean!
- Drink only from your OWN cup – DO NOT share drinks!
- Relax, be safe, and get ready for the best week of your life!

Hotels:

- Increasing frequency of cleaning using hospital-grade disinfectants on all high-touch surfaces and areas such as the lobby, guest rooms, common spaces, recreational areas, and public restrooms.
- Hotel staff trained on comprehensive COVID-19 protocols, detailing protection against the transmission of the virus and procedures in the case of a suspected or confirmed case.
- Hotel requires protective masks and other equipment to be worn by all hotel associates and may require all persons within the hotel's public spaces, including guests and associates.
- Placing hand sanitizer stations throughout our guest and employee areas and entrances.
- Implementing social distancing signage, guidance, and spacing of furniture in all their public areas.
- Implementing enhanced food safety and hygiene protocols for restaurant and bars and limiting seating in our gathering spaces.
- Sanitizing all guest room key cards prior to placing them back into circulation.
- Guests are responsible for requesting housing cleaning for their room throughout their stay. No hotel personnel will enter your room during your stay without your permission.
- Your room will be cleaned before your check-in.

Release & Waiver

- **Travelers will be required to sign a GradWeek Release Waiver and return it by email to the GradWeek office before their scheduled departure date!** This is obviously a unique situation in our world's history. However, if we all do our part, act responsibly, and follow the guidelines, we can help reduce the spread of COVID-19 and keep us all healthy and safe!

GradWeek

International Student Tours, Inc.



INTERNATIONAL STUDENT TOURS, INC.

COVID-19 WAIVER AND RELEASE

Summer Travel 2021

International Student Tours, Inc. ("IST") understands that the COVID-19 outbreak has created widespread uncertainty and anxiety. The disruption that the COVID-19 outbreak has caused throughout the United States and globally includes significant impact to travel plans.

As destinations begin to re-open and accept visitors, the COVID-19 outbreak remains a fluid situation. It is important that you understand both the health and financial risks inherent in traveling at this time and we encourage everyone to stay informed. The following are online resources IST recommends you continue to monitor as you plan your travel:

- The U.S. Department of State: <https://travel.state.gov>
- The Centers for Disease Control and Prevention (CDC): <https://www.cdc.gov/coronavirus/2019-nCoV/index.html> and travel notices: <https://wwwnc.cdc.gov/travel/notices>
- U.S. Customs and Border Protection - <https://www.cbp.gov/border-security/ports-entry> for travel restrictions and health notices, as well as specific port-of-entry screening processes.
- The World Health Organization: <https://www.who.int/emergencies/diseases/novel-coronavirus-2019>

By either electronically signing or physically signing and submitting this Waiver and Release to IST, you have chosen to continue to participate in the summer IST trip ("**Program**") and you understand, agree, and accept the following:

- Participating in the Program involves the risk of contracting the COVID-19 virus which could result in serious illness or death.
- Should you contract the COVID-19 virus or exhibit COVID-19 symptoms while participating in the Program you will be solely responsible for arranging and paying for all medical care.
- Hospital facilities, qualified medical care, and emergency medical evacuation may be limited or unavailable during the Program, may not be able to effectively provide for treatment of the COVID-19 virus and, where available, may be expensive.
- Should you contract the COVID-19 virus or exhibit COVID-19 symptoms while participating in the Program you may be required by the law to take measures to prevent the spread of the COVID-19 virus to others which may include, but are not limited to, the following: quarantining in place, quarantining at a location different than the Program accommodations, and/or prohibited from traveling in order to return home when scheduled (collectively, "**Quarantine Measures**"). You shall be solely responsible for arranging and paying for all Quarantine Measures.
- IST assumes no responsibility for providing or arranging for medical care, alternative travel arrangements or any Quarantine Measures resulting from or related directly or indirectly to you contracting the COVID-19 virus or exhibiting COVID-19 symptoms.
- Should you cancel your participation in the Program prior to your departure date for any reason including, without limitation, illness from COVID-19 virus, exhibiting COVID-19 symptoms, or changing conditions in the location of the Program, you shall be solely responsible for all costs and cancellation fees and the IST

cancellation policy set forth in Section 7 (CANCELLATION AND REFUND) of the IST Standard Terms and Conditions shall apply.

- Should the Program be cancelled or postponed, travel to and from the Program location be restricted or Program lodgings are cancelled due to the effects of the COVID-19 virus IST will take a commercially reasonable effort to obtain refunds for any pre-paid travel expenses (“**Travel Expenses**”). IST will return to you the participant’s portion of the Travel Expenses. However, any Travel Expenses not refunded to IST will not be repaid to you and IST shall have no obligation or responsibility to return any Travel Expenses to you except as specifically set forth above **RELEASE OF LIABILITY**. By either electronically signing or physically signing and submitting this Waiver and Release to International Student Tours, Inc, I hereby agree to release, waive, and hold harmless International Student Tours, Inc. and its shareholders, directors, officers, agents, and employees, for any and all liabilities, claims, damages or causes of action (collectively, “**Claims**”) arising out of or related to my participation in the Program including, without limitation, any effects from the COVID-19 virus. This release does not extend to Claims resulting directly and solely from International Student Tour, Inc.’s gross negligence, intentional misconduct or any other Claims that California law does not permit to be released by agreement. I further agree that this Release of Liability shall extend to all Claims that may exist, whether or not I know or suspect the existence of those Claims, and I expressly waive my rights under California Civil Code Section 1542, which provides as follows:

A GENERAL RELEASE DOES NOT EXTEND TO CLAIMS THAT [1] THE CREDITOR OR RELEASING PARTY DOES NOT KNOW OR SUSPECT TO EXIST IN HIS OR HER FAVOR AT THE TIME OF EXECUTING THE RELEASE AND THAT, [2] IF KNOWN BY HIM OR HER, [3] WOULD HAVE MATERIALLY AFFECTED HIS OR HER SETTLEMENT WITH THE DEBTOR OR RELEASED PARTY.

This Release of Liability shall be governed by and construed in accordance with the laws of the State of California, without regard to its conflict of laws rules, and is intended to be broad and inclusive as is permitted by the laws of the State of California. If any portion of this Release of Liability is held invalid, it is further expressly agreed that the remaining provisions shall, notwithstanding, continue in full legal force and effect. This Release of Liability shall be binding on, and shall inure to the benefit of, any assigns and/or successors-in-interest to me International Student Tours, Inc., and its shareholders, members, officers, agents, and employees.

I HAVE READ THIS WAIVER AND RELEASE, FULLY UNDERSTAND IT, AND UNDERSTAND I AM GIVING UP SUBSTANTIAL LEGAL RIGHTS. BY SIGNING THIS WAIVER AND RELEASE, I ACKNOWLEDGE AND AGREE THAT I AM FULLY AWARE OF AND ASSUME THE RISKS (INCLUDING, BUT NOT LIMITED TO, THE RISKS SET FORTH ABOVE RELATED TO THE COVID-19 VIRUS) RELATED TO MY PARTICIPATION IN THE PROGRAM AND AGREE TO ALL THE TERMS AND CONDITIONS SET FORTH IN THIS WAIVER AND RELEASE. I AM AT LEAST 18 YEARS OLD. I AM AWARE THAT THIS IS A RELEASE OF LIABILITY AND SIGN IT OF MY OWN FREE WILL.

Printed Name of Participant: _____

Signature of Client: _____

Date: _____ Participant's Traveler ID Number: _____

PARENTS & TRAVELERS – PLEASE READ – HIGH IMPORTANCE!

If your son or daughter are having an issue while at the destination, please do not call the corporate office – there are GradWeek Staff Members and a GradWeek Manager at the hotel to handle any on-site problems/issues that may arise.

Parents wishing to Contact their Son/Daughter –

If a parent needs to contact their son/daughter, the hotel phone numbers are listed on your Travel Tips. The hotels do not always list everyone in the room, so please make sure you know your student's roommate first & last names (listed on your trip itinerary and traveler's online account) before you call so you can be connected to the correct room.

The corporate office cannot call the hotel on yours or anyone's behalf. However, the Customer Service agents are available to answer general questions Monday through Friday from 8:30AM to 5:00 PM PST at (800) 448-4444. During our GradWeek program, there is an after-hours EMERGENCY line **ONLY in case of a medical or family emergency!** Calls NOT deemed an emergency will be returned during normal business hours.



Bahamas Travel Compliance Unit

Tel. [+1 \(242\) 604-7200](tel:+12426047200) | [+1 \(242\) 502-0829](tel:+12425020829)

Tel. [+1 \(786\) 471-5898](tel:+17864715898)

Email: healthvisa@bahamas.com

Health Visa

The Government of The Bahamas Health Visa plan for COVID-19. Those traveling to the Bahamas, are required to complete and submit the Bahamas Travel [Health Visa Application](#).

TRAVEL TESTING REQUIREMENTS – UPDATE EFFECTIVE MAY 1, 2021

PRE-DEPARTURE & ARRIVAL



Prior to Departing for The Bahamas:

PRE-DEPARTURE

Prior to Departing for The Bahamas

**Please note: testing requirements have changed for vaccinated travellers*

STEP 1: Testing Requirements

VACCINATED TRAVELLERS ← NEWLY ADDED

- Effective immediately, a Bahamas citizen or resident who is **fully vaccinated – after receiving their second dose** – will be exempted from COVID-19 testing requirements when travelling inter-island from New Providence, Grand Bahama, Abaco, Exuma and Eleuthera.
- Effective May 1, 2021, visitors travelling to The Bahamas from other countries who are **fully vaccinated and have passed the two-week immunity period** will be exempted from COVID-19 testing requirements for entry and inter-island travel.

UNVACCINATED TRAVELLERS

- Unvaccinated travellers entering The Bahamas and/or those travelling inter-island from Nassau & Paradise Island, Grand Bahama Island, Abaco, Eleuthera or Harbour Island, must obtain a negative COVID-19 PCR (swab) test taken no more than 5 days prior to the date of arrival. Test must return a negative result for entry into The Bahamas.
- Children 10 and under, and pilots and crew of commercial airlines who remain overnight in The Bahamas are not required to take a test.
- Negative PCR test results must be uploaded in order to complete a Bahamas Travel Health Visa application, and must be presented upon arrival in The Bahamas.
- Any person presenting test results older than 5 days will not be allowed entry into The Bahamas.

STEP 2: Bahamas Travel Health Visa Application

All persons travelling to The Bahamas, and those travelling inter-island, are required to apply for a Bahamas Travel Health Visa at travel.gov.bs.

VACCINATED TRAVELLERS ← NEWLY ADDED

- Fully vaccinated travellers will be required to upload valid proof of vaccination (such as CDC or government issued vaccine record card) in lieu of PCR test requirement.
- For international travellers, proof of vaccination must confirm they have passed the two-week immunity period.
- At this time The Bahamas Government will only be accepting vaccines by Pfizer Moderna, Johnson & Johnson and AstraZeneca

UNVACCINATED TRAVELLERS

- Unvaccinated travellers will be required to upload their negative COVID-19 PCR test results. Tests must be taken no more than 5 days prior to the date of arrival.

***Unvaccinated Bahamian citizens or residents planning to travel abroad for five (5) days or less must secure a test in the destination they visited before travelling back to The Bahamas. Any PCR test taken in The Bahamas prior to travel will not be valid for re-entry.**

ALL TRAVELLERS: VACCINATED AND UNVACCINATED

- As part of the Bahamas Travel Health Visa application, travellers will be required to opt-in to COVID-19 health insurance that covers them for the duration of their stay in The Bahamas. The cost of insurance is included in the Bahamas Travel Health Visa application fee.
- Bahamas Travel Health Visa applications take up to 48 hours to process and should be completed with adequate lead time.
- The cost of the Bahamas Travel Health Visa is dependent on length of stay and vaccination status.
- All travellers eighteen (18) years of age and older are required to complete an individual Bahamas Travel Health Visa.
- Persons seventeen (17) years and younger are to add a profile within the account of their parent or guardian.

CHECK YOUR VISA APPLICATION STATUS



GREEN | **Approved Health Visa**
Must present confirmation on arrival




YELLOW | **Pending Health Visa**
Application requires additional review



RED | **Denied Health Visa**
Entry not permitted


Step 1

Visit travel.gov.bs and complete the Travel Health Visa. Upload valid proof of vaccination.



Step 2

Once approved, print and travel with your Bahamas Travel Health Visa.



Step 3

Present your Approved Bahamas Travel Health Visa with QR code upon arrival.



Step 4

Depending on your home country, a negative CoVid-19 test may be required for re-entry.



DURING TRAVEL



While travelling to The Bahamas & once arrived the following protocols must be followed:

Wear a face mask:

- Entering and transiting terminals, at security and customs screenings, at baggage claim.

Comply with health monitoring procedures:

- Any visitor exhibiting COVID-19 symptoms at any time during their stay will be required to take a rapid antigen test and receive a negative result before being permitted to continue with their vacation.
- If a person tests positive they will be required to follow up with a COVID-19 RT-PCR swab test.

VACCINATED TRAVELLERS ← NEWLY ADDED

- Fully vaccinated travellers will be **exempt** from on-island rapid antigen testing requirements for the duration of their stay, and **will not** be required to complete a daily Health Questionnaire.

UNVACCINATED TRAVELLERS

- **Day 5 Rapid Test:** Unvaccinated travellers who are staying in The Bahamas for **longer than four (4) nights and five (5) days** will be required to take a rapid COVID-19 antigen test:
- This also applies to unvaccinated residents and visitors who are travelling inter-island from Nassau & Paradise Island, Grand Bahama Island, Abaco, Eleuthera or Harbour Island, and are staying in their destination for longer than four (4) nights and five (5) days.
- Visitors departing on or before five days will not be required to obtain this test.
- The rapid tests are easy, quick and will yield results in 60 minutes or less with results being provided electronically via SMS text message and email.
- An island-by-island list of approved testing sites is available below.

Daily Health Questionnaire: Unvaccinated persons travelling into and throughout The Bahamas will be required to complete a short daily Health Questionnaire during their stay.

- The questionnaire must be completed upon arrival and each day thereafter for up to 14 days, or the duration of their stay, whichever is shorter.
- This includes the day of departure, if travelling less than 14 days.

ON-ISLAND EXPERIENCE



Once on Island:

Wear a face mask and physical distance when in public places:

- When travelling in a taxi or on a bus, when standing in lines, when entering any establishment, while entering or exiting a restaurant.
- When entering and exiting beaches (not required on the beach).
- Before and after exercise (masks must be visible on your person during exercise).

Abide by all protocols and restrictions as outlined in the most recent Emergency Powers Order:

- Some islands may be following different orders than others, such as curfews and reduced operating hours and/or services for shops, restaurants and businesses.
- Travelers should check the status of their island destination before travelling below.

FAILURE TO FOLLOW PROTOCOL

All Rules and Regulations Are Being Enforced

- Travellers who do not complete a Bahamas Travel Health Visa and present either a valid proof of vaccination or COVID-19 RT-PCR Test with a negative result will be denied entry.
- Travellers who show symptoms of COVID-19 may be transferred to an area away from others for further testing and evaluation, and quarantine may be required by health personnel.
- A \$250 fine or a penalty of one month imprisonment, or both, is to be enforced for visitors or residents found not wearing face masks in areas where it is required.
- For unvaccinated travellers staying longer than four nights and five days, failure to take a rapid antigen test on the fifth day will result in a \$1,000 fine or one month imprisonment.
- Citizens and residents who fail to complete the daily Health Survey will be required to submit to a mandatory quarantine at a government identified facility.
- Unvaccinated travellers who fail to complete the daily Health Survey will be subject to deportation.